





Let's make  
**HOMEWORK**  
**HOME FUN!**

**“ Literacy,  
a lesson for life! ”**





**In this booklet  
you will find tips and tricks  
for homework time with  
your child!**

**We've also included  
fun literacy games that  
encourage learning while  
always having a good time.**

**LET THE FUN BEGIN!**



# Fun homework time!

## Tip #1

### ROUTINE IS KEY!

Take the time to help your child in creating and establishing an after-school routine.

**EX:**

• 4:30pm to 5pm



**Snack time**



• 5pm to 6 pm



**Homework time!**

# SHOW INTEREST & POSITIVITY!

## Tip #2



**IF POSSIBLE, PICK ONE  
WORKPLACE AND STICK TO IT!**



**MAKE SURE THEY HAVE ALL THE  
TOOLS THEY WILL NEED TO GET  
STARTED!**


# Fun homework time!

## Tip #3

 **AVOID** 

- **TV**
  - **COMPUTER,**
  - **NOISE**
  - **AND ANY**
- DISTRACTIONS**  
**DURING HOMEWORK**  
**TIME!!!**

**SHOW INTEREST  
&  
POSITIVITY!**



**Tip #4**

**GUIDE  
THEM**



**DON'T DO  
IT FOR  
THEM**



# Fun homework time!

## Tip #5




A  
5 minute break  
never hurt anyone.  
Make time for fun  
times!





# SHOW INTEREST & POSITIVITY!

## Tip #6



**Stay in contact with  
your child's teacher.  
Don't hesitate to ask  
questions or advice.  
It's a partnership!**



**Fun literacy games  
for you and your child!**

**EVERYTHING**

**you need  
is already  
in your pencil case!**

# 1

# MEMORY!

Try finding matching pairs together. You can match words with images, words in *cursive* and **PRINT**, numbers, words with their definition, etc.

Think of words and write each twice. Cut them out, mix them up and place them face down.

dog


1

six

6

one





**Everyone loves  
BINGO!**

**Draw a Bingo Grid.**

**Write letters, words or numbers.**

**Don't forget  
that free square!**

**3**

**Yesterday,**

**parc .**

**went**

**to**

**the**

**you**

**Write a sentence down. Cut out the words and mix them up. They will have to rearrange the words to form the original sentence!**



# 4



**YES  
OR  
NO !?**

**Wherever you are, spot an object. They'll have to guess what it is, but they can only ask questions that can be answered by yes or no.**

**Use words like  
bigger than, smaller than,  
tiny, gigantic, enormous, etc.  
Encourage comparison!**

**5**

**We saved the  
best activity for last!**

**READ  
WITH YOUR  
CHILD  
AS OFTEN  
AS POSSIBLE!**

**15 minutes  
a day, goes  
a long way!**



**For more tips, visit  
[frontiercollege.ca](http://frontiercollege.ca)**



**Collège  
Frontière**



**Frontier  
College**

L'alphabétisation,  
Une leçon pour la vie.

Literacy:  
Learning for Life.

**Québec** 